

Water Flow Test Record

Input information in non-shaded areas only.

Test Hydrant Number

36

Location

Hangar 55 Apron and Thurn Hall

Flow Hydrant #1

38

Flow Hydrant #4

Flow Hydrant #2

Flow Hydrant #5

Flow Hydrant #3

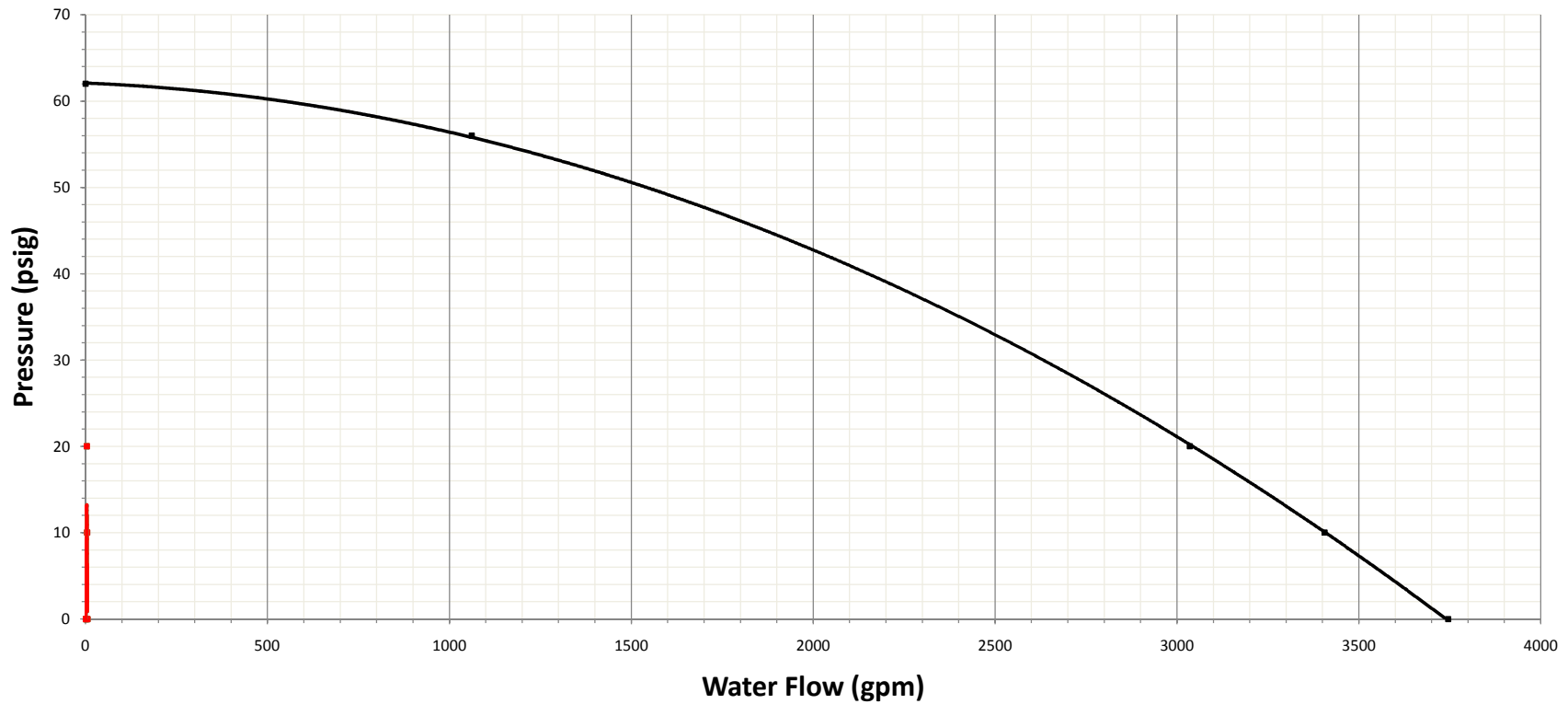
Flow Hydrant #6

Test Data Information

	Date				
Date	11-Oct-11				
Static Pressure (psig)	62				
Residual Pressure (psig)	56				
Outlet Size (inches)	2.5				
Coefficient	0.9				
Pitot Pressure	40				
Test Flow (gpm)	1061	0	0	0	0
Flow (gpm) available @ 20 psi	3035	0	0	0	0
Flow (gpm) available @ 10 psi	3406	0	0	0	0

Column heading color correlates to line color on the chart

Water Flow Test Chart



(For multiple test information printed on one chart, color printer required)

Water Flow Test Record

Input information in non-shaded areas only.

Test Hydrant Number

36

Location

Hangar 55 Apron and Thurn Hall

Flow Hydrant #1

38

Flow Hydrant #4

Flow Hydrant #2

37

Flow Hydrant #5

Flow Hydrant #3

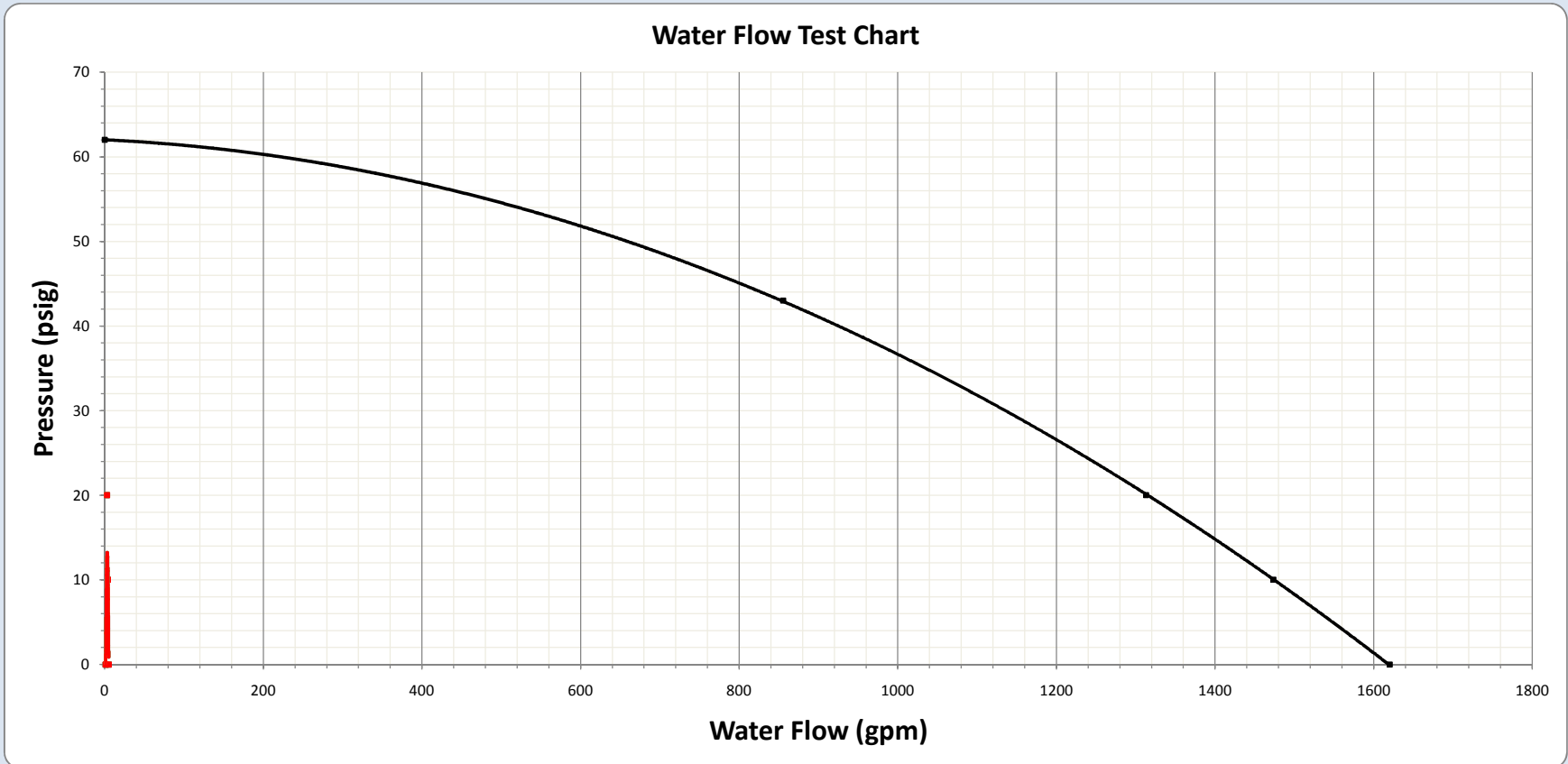
Flow Hydrant #6

Test Data Information

	Black	Blue	Green	Orange	Red
Date	11-Oct-11				
Static Pressure (psig)	62				
Residual Pressure (psig)	43				
Outlet Size (inches)	2.5				
Coefficient	0.9				
Pitot Pressure	26				
Test Flow (gpm)	856	0	0	0	0
Flow (gpm) available @ 20 psi	1313	0	0	0	0
Flow (gpm) available @ 10 psi	1474	0	0	0	0

Column heading color correlates to line color on the chart

Water Flow Test Chart



(For multiple test information printed on one chart, color printer required)

Water Flow Test Record

Input information in non-shaded areas only.

Test Hydrant Number

36

Location

Hangar 55 Apron and SE Corner of Apron

Flow Hydrant #1

37

Flow Hydrant #4

Flow Hydrant #2

Flow Hydrant #5

Flow Hydrant #3

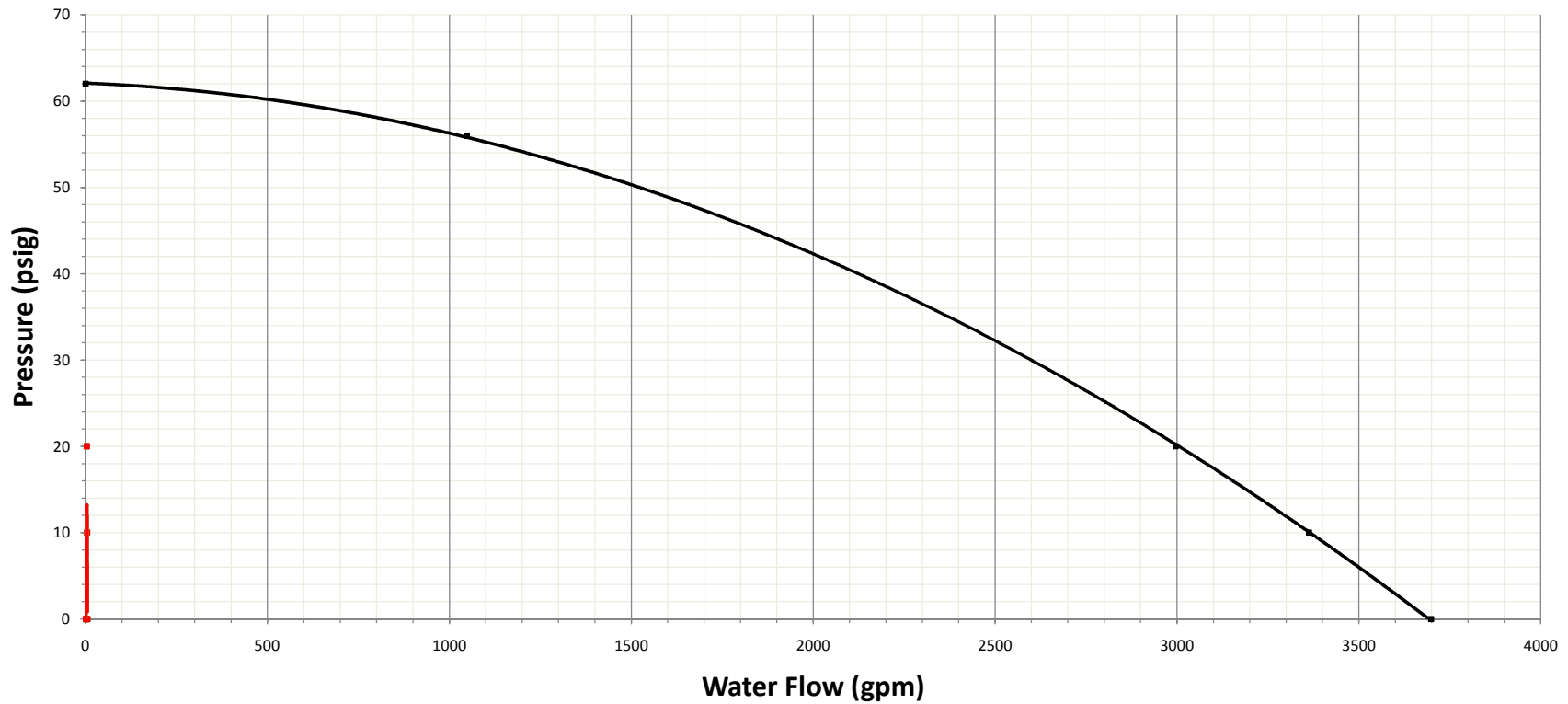
Flow Hydrant #6

Test Data Information

Date	11-Oct-11				
Static Pressure (psig)	62				
Residual Pressure (psig)	56				
Outlet Size (inches)	2.5				
Coefficient	0.9				
Pitot Pressure	39				
Test Flow (gpm)	1048	0	0	0	0
Flow (gpm) available @ 20 psi	2997	0	0	0	0
Flow (gpm) available @ 10 psi	3363	0	0	0	0

Column heading color correlates to line color on the chart

Water Flow Test Chart



(For multiple test information printed on one chart, color printer required)