

AMENDMENT OF SOLICITATION/MODIFICATION OF CONTRACT			1. CONTRACT ID CODE		PAGE 1 OF PAGES 3	
2. AMENDMENT/MODIFICATION NO. 0003		3. EFFECTIVE DATE 03/16/10		4 REQUISITION/PURCHASE REQ NO. N/A		PROJECT NO. (If applicable) 07-457957
6. ISSUED BY Contracting Division USCG, Facilities Design & Construction Center (Atlantic) 5505 Robin Hood Road, Suite K Norfolk, VA 23513-2431			7. ADMINISTERED BY (If other than item 6.)		Code N/A	
8. NAME AND ADDRESS OF CONTRACTOR (No., street, county, State and ZIP Code)				<input checked="" type="checkbox"/>	9A. AMENDMENT OF SOLICITATION NO. Project No. 07-457957	
				<input type="checkbox"/>	9B. DATED (SEE ITEM 11) 03/01/10	
				<input type="checkbox"/>	10A. MODIFICATION OF CONTRACT/ORDER NO.	
					10B. DATED (SEE ITEM 13)	
CODE		FACILITY CODE				
11. THIS ITEM ONLY APPLIES TO AMENDMENTS OF SOLICITATIONS						
<input checked="" type="checkbox"/> The above numbered solicitation is amended as set forth in item 14. The hour and date specified for receipt of Offers <input type="checkbox"/> is extended <input checked="" type="checkbox"/> is not extended. Offers must acknowledge receipt of this amendment prior to the hour and date specified in the solicitation or as amended, by one of the following methods: (a) By completing items 8 and 15, and returning 1 copy of the amendment; (b) By acknowledging receipt of this amendment on each copy of the offer submitted; or (c) By separate letter or telegram which includes a reference to the solicitation and amendment numbers. FAILURE OF YOUR ACKNOWLEDGMENT TO BE RECEIVED AT THE PLACE DESIGNATED FOR THE RECEIPT OF OFFERS PRIOR TO THE HOUR AND DATE SPECIFIED MAY RESULT IN REJECTION OF YOUR OFFER. If by virtue of this amendment you desire to change an offer already submitted, such change may be made by telegram or letter, provided each telegram or letter makes reference to the solicitation and this amendment, and is received prior to the opening hour and date specified.						
12. ACCOUNTING AND APPROPRIATION DATA (if required)						
13. THIS ITEM APPLIES ONLY TO MODIFICATIONS OF CONTRACTS/ORDERS, IT MODIFIES THE CONTRACT/ORDER NO. AS DESCRIBED IN ITEM 14.						
<input type="checkbox"/> A. THIS CHANGE ORDER IS ISSUED PURSUANT TO: (Specify authority) THE CHANGES SET FORTH IN ITEM 14. ARE MADE IN THE CONTRACT ORDER NO. IN ITEM 10A.						
<input type="checkbox"/> B. THE ABOVE NUMBERED CONTRACT/ORDER IS MODIFIED TO REFLECT THE ADMINISTRATION CHANGES (such as changes in paying office, appropriation date, etc.) SET FORTH IN ITEM 14, PURSUANT TO THE AUTHORITY OF FAR 43.103 (b).						
<input type="checkbox"/> C. THIS SUPPLEMENTAL AGREEMENT IS ENTERED INTO PURSUANT TO AUTHORITY OF:						
<input type="checkbox"/> D. OTHER: (specify type of modification and authority)						
E. IMPORTANT: Contractor <input type="checkbox"/> is not <input type="checkbox"/> is required to sign this document and return ___ copies to the issuing office.						
14. DESCRIPTION OF AMENDMENT/MODIFICATION (Organized by UCF section headings, including solicitation/contract subject matter where feasible.)						
DESIGN AND CONSTRUCT NEW AND MODIFIED EXISTING INFRASTRUCTURE REQUIRED FOR HOMEPORTING NEW FAST RESPONSE CUTTERS (FRC) AT US COAST GUARD BASE SUPPORT UNIT (BSU) MIAMI, MIAMI BEACH, FLORIDA.						
(SEE CONTINUATION PAGE)						
15A. NAME AND TITLE OF SIGNER (Type or print)				16A. NAME AND TITLE OF CONTRACTING OFFICER (Type or print)		
15B. CONTRACTOR/OFFEROR (Same as Item 8)		15C. DATE SIGNED		16B. UNITED STATES OF AMERICA BY		16C. DATE SIGNED
_____ (Signature of person authorized to sign)				_____ (Signature of Contracting Officer)		

Amendment items:

1. Specification 01110, 1.6: Replace existing paragraph with the following:

1.6 work sequence

The existing facility and waterfront will be in operation during construction.

Work in the waterfront areas shall be sequenced in order to minimize the impact on present BSU Miami vessel mooring capabilities (shore tie services) and to provide new shore tie services to moor both existing vessels and the new FRC vessels, which will be arriving at BSU Miami on a sequenced delivery schedule beginning in January 2011. The following work sequence for completing the waterfront work in phases corresponding to specific sections of the waterfront is based on limiting the extent of construction work on the waterfront at any one time so that vessels can be moored and operations can be conducted in the sections that are not under construction. Work on the waterfront shall begin on the west side at the south end at new berths 7 & 8 and proceed sequentially to the north to new berth 1 and then end on the south end at berths 9-11. Once work in the one phase is successfully completed and the work is accepted by the Government, the Government will take "use and possession" (FAR Clause 52.236-11: Use and Possession Prior to Completion) of that phase and the Contractor shall begin work in the next phase and work shall continue sequentially along the waterfront in that manner until completion. The Coast Guard requires one full work day notice to relocate vessels and operations after one phase is completed before work can begin in the next phase.

The contractor may perform work outside the immediate waterfront areas at any time, if the work has no impact on BSU Miami waterfront operations or on overall BSU Miami base operations. Work that has no impact on the waterfront operations, but does impact on BSU Miami base operations including parking availability, road access, etc (e.g. for the installation of new underground ductbank or other utility lines), shall be done so as to minimize the impact on BSU Miami operations by a combination of sequencing the work to limit the extent of the area affected at any one time, working outside of normal BSU Miami working hours, temporarily restoring work areas for use during normal working hours, etc. A work plan detailing the areas of construction, periods of construction and measures to minimize impact on BSU Miami operations shall be submitted to and approved by the Contracting Officer before excavation for utility lines will be permitted. Access to all buildings shall be maintained at all times during construction. See Section 01500, Temporary Facilities, paragraph 1.2.1 for additional details.

In addition, there may be periods when unforeseen BSU Miami operations will require the contractor to cease work in a specific area for some duration. These events will be addressed if and when they occur.

1.6.1 Sequence of Work. The following phasing plan for sequencing work in the waterfront areas is based on the new vessel berths as shown on the RFP drawings. Work at new berth 12 (old berth SP-9) is not phase dependent and may be done at any time during the construction at the discretion of the contractor.

Phase 1A: Berths 7 & 8: The existing 400 ampere shore tie outlet at "old berthing location ST-7" shall remain in service until completion of Phase III work unless the COR indicates that it may be removed prior to that time. Work shall be completed by December 17, 2010.

Phase 1B: Berths 5 & 6: Work shall be completed by January 10, 2011.

Phase 2A: Berths 3 & 4: Work shall be completed by February 25, 2011.

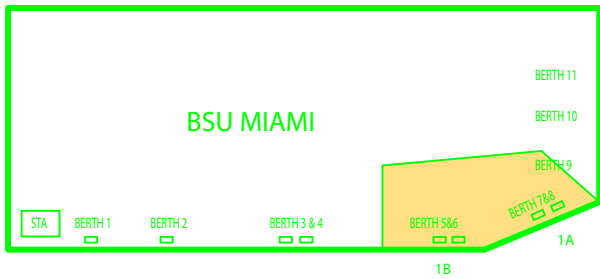
Phase 2B: Berths 1 & 2: Work shall be completed by April 08, 2011.

Phase 3: Berths 9-11: Work shall be completed by May 13, 2011.

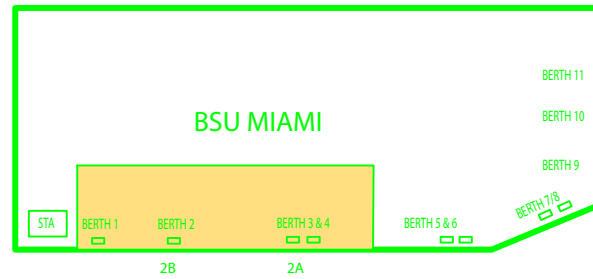
The contractor shall demolish (remove) existing shore tie services that will not be reused as part of the work under each Phase, unless specified otherwise, or where demolition would impact on shore tie services in other phases. The remaining portion of the 4.16 KV electrical distribution system, step down transformers, and distribution equipment shall not be removed until after the new 13.2 KV transformers and new electrical shore tie services are fully operational, and accepted by the Government and the existing equipment is not required.”

3. Replace Drawing A07457959G002 with drawing A07457959G002,Rev

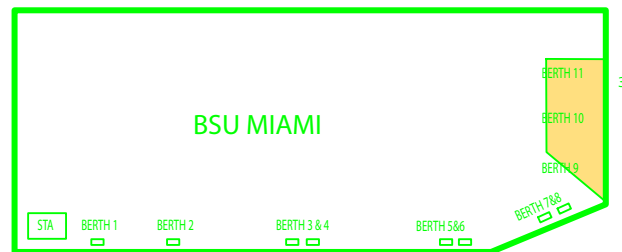
1 2 3 4



PHASE 1 A&B



PHASE 2 A&B



PHASE 3

NOTES:

1. THIS PLAN IS INTENDED TO GRAPHICALLY ILLUSTRATE THE REQUIRED SEQUENCE OF WORK AT WATERFRONT.
2. SEE SPECIFICATIONS SECTION 01110 FOR WORK SEQUENCE REQUIREMENTS.

1 2 3 4

CONSULTANTS

D/B RFP DOCS
03/15/2010
REVISION A

U. S. COAST GUARD
FACILITIES DESIGN &
CONSTRUCTION CENTER



5505 ROBIN HOOD ROAD SUITE K
NORFOLK, VIRGINIA 23513-2431

ISSUE		
MARK	DATE	DESCRIPTION
A	03/15/10	REVISED PHASING PLAN

A/E PROJECT NO:	
CAD FILE NAME:	A07457959G002.dwg
DESIGNED BY:	
DRAWN BY:	
EDITED BY:	
CHECKED BY:	

SCALE: PLOT SCALE: 1:1

SHEET TITLE
HOMEPORTING FRC CUTTERS
USCG BSU
MIAMI FL
GENERAL
CONSTRUCTION PHASING PLAN

REVIEWED BY:	REVIEWED BY:	REVIEWED BY:
PROJECT ENG:	BRANCH CHIEF	TECH DIRECTOR
APPROVING OFFICER	DATE	

PROJECT NUMBER	DRAWING NUMBER
07-457959	A07457959G002

DISCIPLINE/SHEET NO: G002 SHEET 02 13